


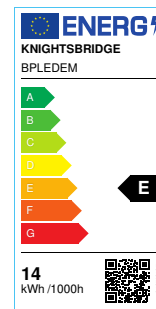
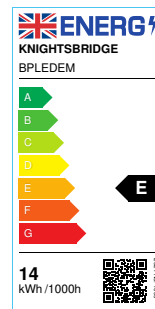
DATASHEET



BPLED

14W LED Emergency Gear Tray

www.mlaccessories.co.uk



| MLA PART CODE | BPLED |
|----------------------------|--|
| DESCRIPTION | 14W LED Emergency Gear Tray |
| NET WEIGHT (KG) | 0.9 |
| FINISH | White |
| DIMENSIONS (MM) | Diameter - 246 Projection - 27 |
| CONSTRUCTION | Construction - CEM-1 |
| CLASS | II |
| WATTAGE (W) | 14 |
| LAMP TECHNOLOGY | SMD LED |
| LUMENS (LM) | 1480 |
| LUMEN TOLERANCE | 5% |
| EFFICACY (LM/W) | 107.6 |
| LUMENS EMERGENCY MODE (LM) | 200 |
| CIRCUIT WATTAGE (W) | 13.8 |
| CCT | 4000K |
| LIGHT COLOUR | Cool White |
| CRI | >80 |
| SDCM | <6 |
| RUNNING CURRENT (A) | 0.064 |
| DISPLACEMENT FACTOR | >0.9 |
| SVM | 0.001 |
| PST-LM | 0.029 |
| BEAM ANGLE (DEGREES) | 115 |
| LIFE SPAN (HRS) | 25,000 |
| L70B50 LIFESPAN (HRS) | 60,000 |
| DIMMABLE | No |
| EMERGENCY | Maintained / Non-maintained / Switched |
| OPERATING TEMPERATURE | -5~50°C |

| | |
|--|---|
| INPUT VOLTAGE | 230V 50Hz |
| DRIVER | DRIVER TYPE - Constant Current MAX. OUTPUT - 12W OUTPUT VOLTAGE - 0-26V OUTPUT CURRENT - 470mA POWER FACTOR - >0.9 EFFICIENCY FULL LOAD - 84.6 ISOLATION - SELV AMBIENT TEMPERATURE (Ta) - -5~50°C CASE TEMPERATURE (Tc) - 75°C |
| BATTERY TYPE | Ni-Cad |
| BATTERY INCLUDED | Yes |
| WARRANTY | 3year(s) |
| WARRANTY INFORMATION | (excluding battery) |
| MANUFACTURED IN ACCORDANCE WITH | BS EN 60598 |
| ORIGIN OF MANUFACTURE | China |
| DECLARATION OF CONFORMITY (HELD ON FILE) | Yes |
| EAN | 5055832970026 |

Date Created: 27/02/2025 11:40

